

IPM-Series, Internal Mechanical Puller

ENERPAC 

▼ IPM3 Internal Mechanical Puller



IPM Series

Maximum Reach:

45 - 79 mm

Spread Range:

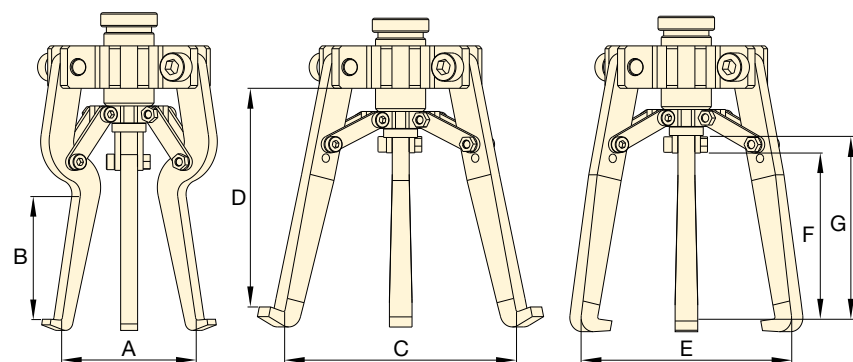
25 - 100 mm



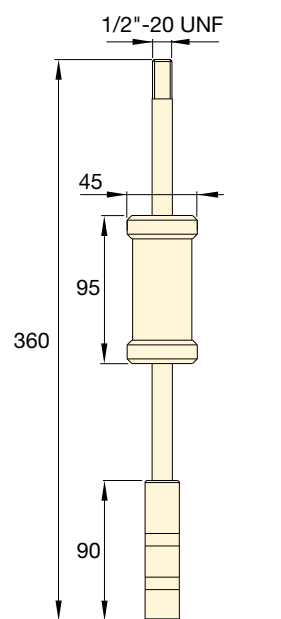
IMPORTANT!

Always wear Safety Goggles and Gloves while using pullers.

- Remove bearings or other shaft-mounted parts where no spindle support is available
- Slide hammer allows for application of safe, high-impact force
- Jaw design provides secure grip
- Includes two sets of jaws for internal and external pulling applications.




IPM3



Slide Hammer Dimensions (mm)

▼ DIMENSIONAL DATA

Model Number	Internal Jaw Dimensions (mm)			Standard Jaw Dimensions (mm)							
	Minimum Spread Diameter	Maximum Spread Diameter	Maximum Reach	Internal Configuration			External Configuration				
				Minimum Spread Diameter	Maximum Spread Diameter	Maximum Reach	Minimum Spread Diameter	Maximum Spread Diameter	Maximum Reach		
	A	A	B	C	C	D	E	E	F	G	(kg)
IPM3	25	60	45	60	100	79	15	75	55	70	1.9